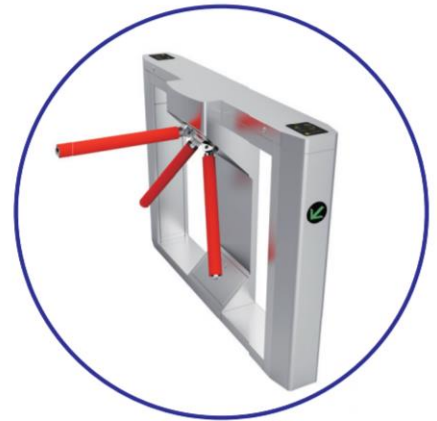




ENIGMA

EFFICIENT SYSTEMS PTE LTD



EFFICIENT SYSTEMS PTE LTD

BLK 52, UBI AVE 3, #03-42 FRONTIER, SINGAPORE 408867

TEL: +65 68582880 FAX: +65 67435906

www.efficient.com.sg

TURNSTILE GATE



ESP-TS15
1600×280×1000mm



ESP-TS03
1300×300×1000mm



ESP-TS06
16330×420×980mm




ESP-TS14
1400×280×1000mm



ESP-PR03
1630×1500×2300mm



ESP-TB04
330×420×1000mm



ESP-TB01
1200×280×1000mm



ESP-TB19
1400×180×1000mm



ESP-TB06
168×2000×1050mm



ESP-TB20
1600×150×1000mm



ESP-TY04
1400×280×1000mm



ESP-TY21
1600×280×990mm

CAR PARKING MACHINE



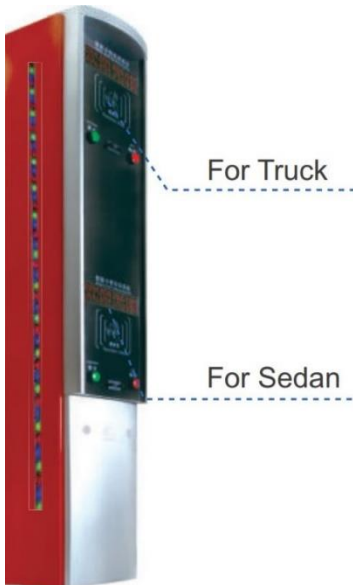
ESP-P862
430X360X1280mm



ESP-P866
530X310X1350mm



ESP-P871
480X340X1380mm



ESP-PSC1
530X360X2200mm



ESP-PCS2
520X360X2280mm



ESP-P817
360X260X1280mm



ESP-P818
70X250X1400mm

AUTOMATIC BARRIER GATE

1.2s Speed Barrier



ESP-DRYL

355X260X1055mm

Boom Barrier



ESP-DHD6

355X265X1065mm

Folding Arm Barrier Gate



ESP-DHD7

355X265X1065mm

Double Fence Barrier



ESP-DHD8

355X265X1065mm

Tripod Fence Barrier



ESP-DHD9

520X360X2280mm

Traffic Facilities



Road Cone




Fixed Bollard



Automatic Bollard



Wheel Locator



Road Blocker



Car Wheel Lock



Road Speed Hump



Car Parking Lock



Sentry Box

PARKING GUIDANCE SYSTEM

Advantage of Parking Guidance System

- Help driver to find available lots in a fast way.
- Easy car parking management.
- Ease traffic jam, improve the utilization rate of parking lot.
- Reduce car energy consumption and carbon output.

Working Principle

- Ultrasonic sensor and extended bay indicator are installed to each parking space to detect/indicate presence of vehicle;
- The information is picked up by Data collector.
- Processed by centre processor. And then released to LED display telling driver availability information before they entry to the parking lots.

